



Poll on:
Remote Education



Executive Summary

Composition of the Polled Sample:

- 67 percent of the polled sample were females, and 33 percent were males.
- 53 percent were from non-Arab nationalities, and 47 percent were from Arab nationalities.
- 82 percent were parents of students, and 18 percent were educators.
- 73 percent were from Abu Dhabi and Dubai (Abu Dhabi 37 percent, and Dubai 36 percent)

Responses of the Polled Sample:

- Females showed more interest in participating in the poll (67 percent), compared to males (33 percent).
- Arabs participation reached 47 percent, compared to while non-Arabs participation reached 53 percent.
- Participation of parents of students was 82 percent, while the participation of educators reached 18 percent.
- 49 percent of the polled sample preferred classroom method of education in upcoming school year for kindergarten students; 49 percent for elementary level/cycle 1; 47 percent for intermediate level/cycle 2; 51 percent for secondary level/cycle 3; and 48 percent preferred classroom method of education for all levels in general.
- 45 percent of the polled sample said the learning achievement of students declined last year because of remote education, while 33 percent said it improved and 22 percent said it did not change.
- 39 percent described the electronic platforms provided by the school last year as excellent, while 55 percent described them as good and 6 percent said they were poor.
- 39 percent said the performance of teacher in remote education last year was excellent, while 54 percent said it was good and 7 percent described it as poor.
- 56 percent believed that remote education experience last year in general was good, whole 25 percent said it was excellent and 19 percent described it as poor.



Introduction

As part of its opinion polls series, TRENDS Research & Advisory conducted a poll on “**Remote Education**” to explore the opinions of parents of students and educators about the system of remote education in the United Arab Emirates and the education method they prefer in the upcoming school year.

Supervised by the Global Barometer Department at TRENDS, the poll came within the framework of a memorandum of understanding and cooperation signed recently between ‘TRENDS Research and Advisory’ and ‘Al-Imarat Al-Yawm’ newspaper with the aim of reinforcing partnership and cooperation between TRENDS and other national and international research centers and media institutions.

The poll sought to provide a community service to locals and residents of the United Arab Emirates and understand their opinions about the method of education the see suitable for their children in the upcoming school year. It included a number of questions designed to measure the views of parents of students and educators about methods of education they deem appropriate for their children, as well as their evaluation of the remote education experience last year.

The poll asked about the method of education preferred by parents of students for upcoming year students of kindergarten, and whether they prefer classroom education, remote education, or a hybrid education method (remote and classroom).

The poll tried to know the opinions of parents of students about their preferred education method for elementary level students (primary level/cycle 1) in the upcoming school year. They were given three options as answers: classroom method, remote method, hybrid method (remote and classroom). They were also asked about their preferred education method for intermediate level students (cycle 2) in the upcoming school year, and for secondary level students (cycle 3) in the upcoming school year.

The poll sought to know how parents of students evaluate the remote education experience last year according to many indicators, such as learning achievement of students, electronic platforms provided by the school, performance of teachers, the remote education experience in general.



Objectives of the Poll

- To know the education method preferred by parents of students and educators in the upcoming school year, whether classroom method, remote method, or hybrid method (remote and classroom).
- To evaluate the remote education experience of last year in terms of learning achievement of students, electronic platforms provided by the school, and performance of teachers.



Methodology



Characteristics of the Sample

The sample consists of parents of students and educators.



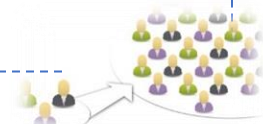
Questionnaire Format

An electronic questionnaire was designed for the purpose of this survey.



Data Collection

The electronic data collection method was used whereby the questionnaire was posted on the TREND'S website.



Sample Selection

Owing to the difficulty of reaching the target audience, snowball sampling method was used. A questionnaire link was sent to people whose data are available at the TREND'S Research & Advisory. We requested them to share the link with other people fitting the characteristics of the intended sample in the UAE. The sample size was 474 individuals.



Duration of the Poll

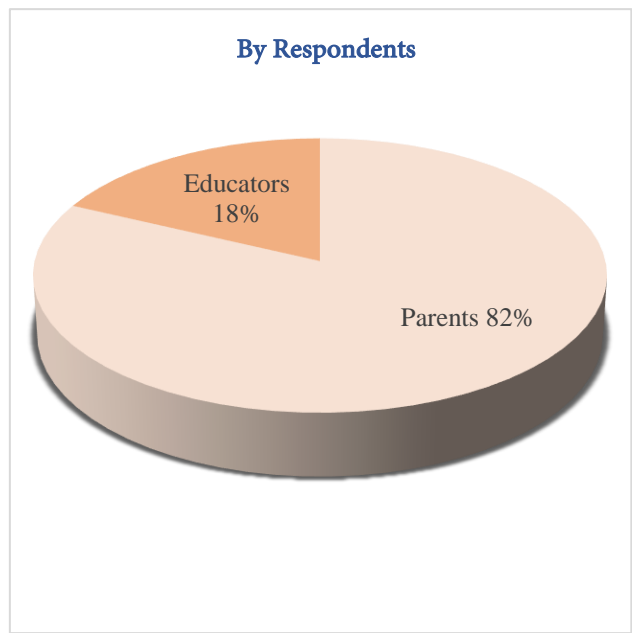
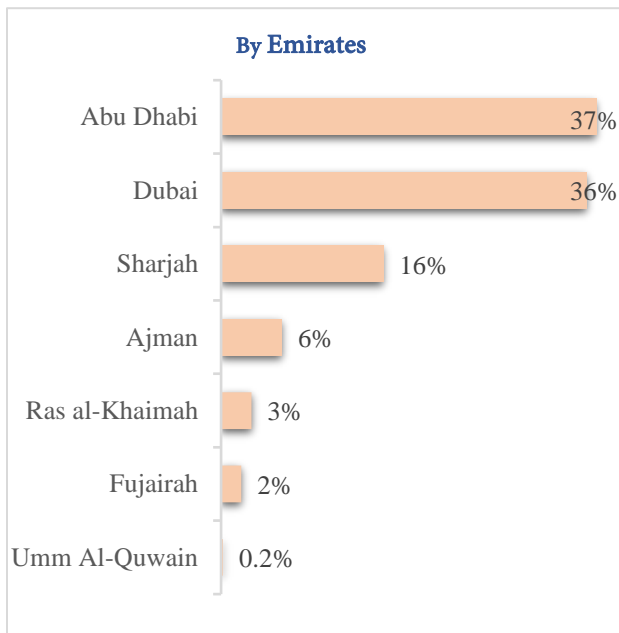
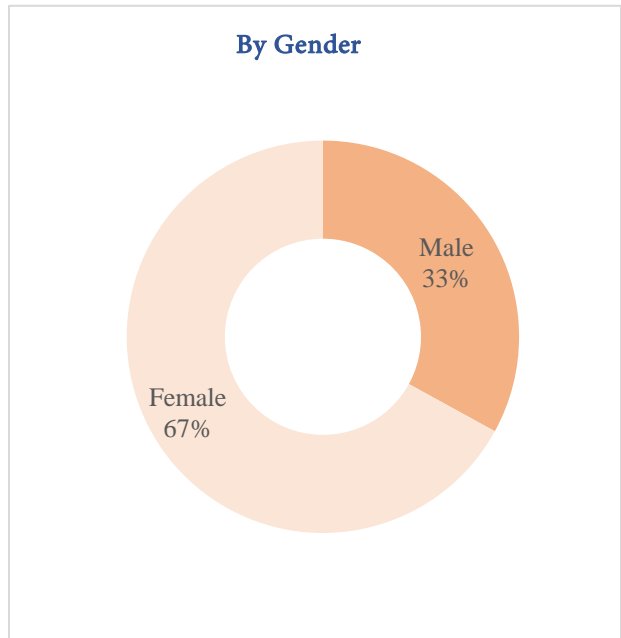
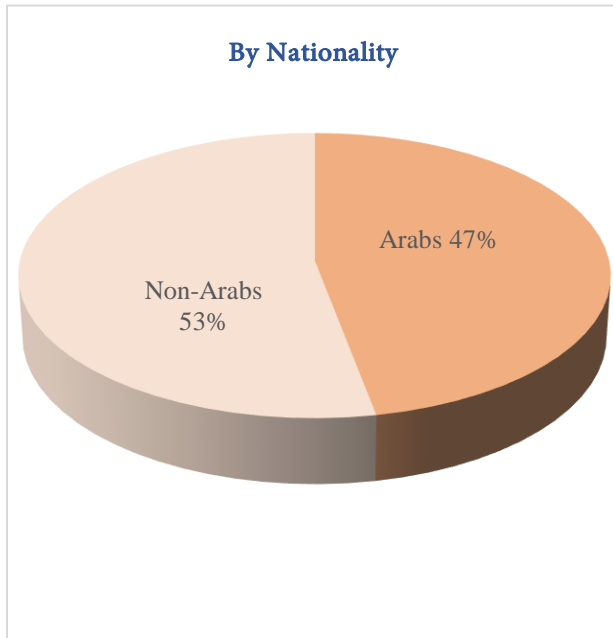
The data were collected over two weeks.



Data Analysis

SPSS and Excel statistical programs were used to process and analyze the data, extract tables and graphs, and prepare the statistical report.

Sample Distribution



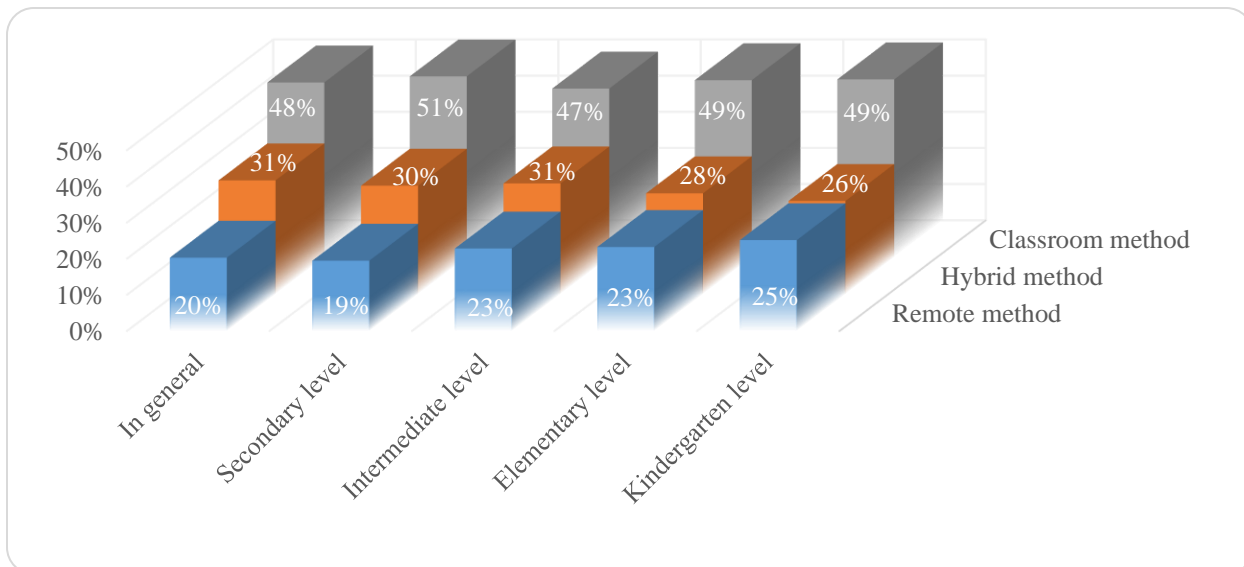


Main Findings

What is your preferred method of education in the upcoming school year?

The answers to the above question showed that 49 percent of the polled sample preferred classroom method of education for both kindergarten and elementary level students, while 47 percent preferred it for intermediate level (cycle 2) students and 51 percent preferred it for secondary level students.

The result also revealed that 26 percent of the polled sample's second preferred education method in the upcoming school year was the hybrid method (remote and classroom) for kindergarten students, 28 percent for elementary level, 47 percent for intermediate level, and 51 percent for secondary level. The percentage of those who preferred remote education in the upcoming school year ranged between 19 percent for secondary level and 25 percent for kindergarten level.

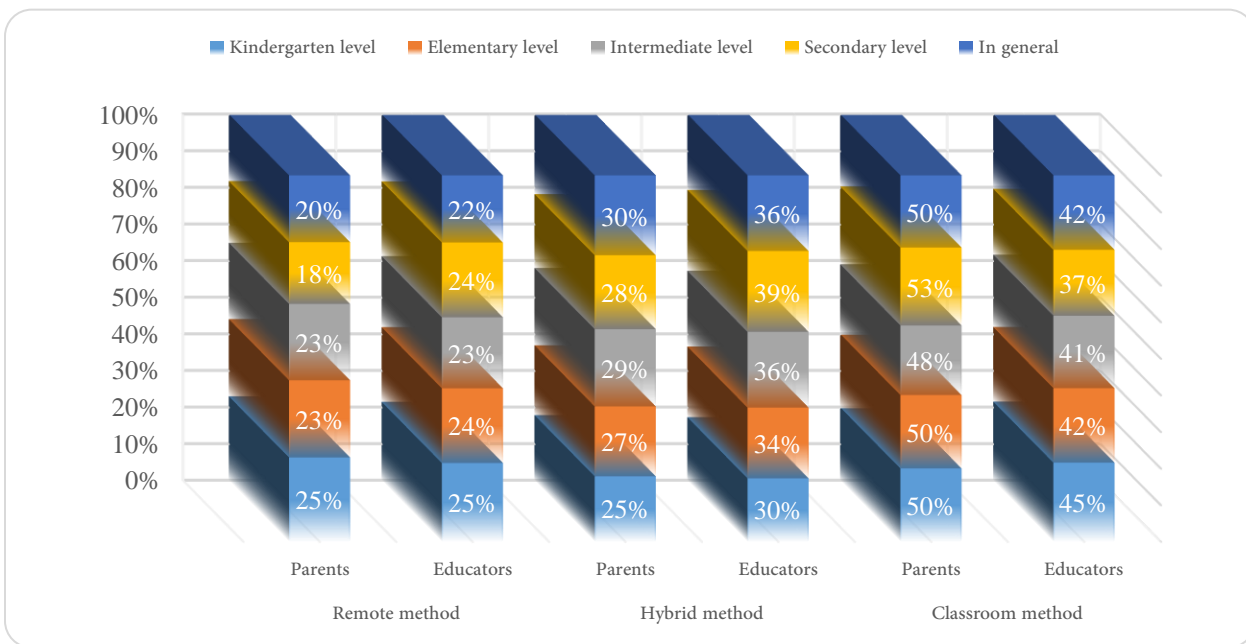




In general, 48 percent preferred classroom method of education, 31 percent preferred hybrid method, and 20 percent preferred remote method.

Regarding the opinions of both parents and educators about the method of education they preferred in the upcoming school year, the findings showed a preference for classroom method among them, with parents preferring it more than educators. 53 percent of parents preferred it for secondary level, 50 percent for both kindergarten and elementary levels, and 48 percent preferred it for intermediate level. On the other hand, 45 percent of educators preferred classroom method of education for kindergarten level, 42 percent for elementary level, 41 percent for intermediate level, and 37 percent for secondary level.

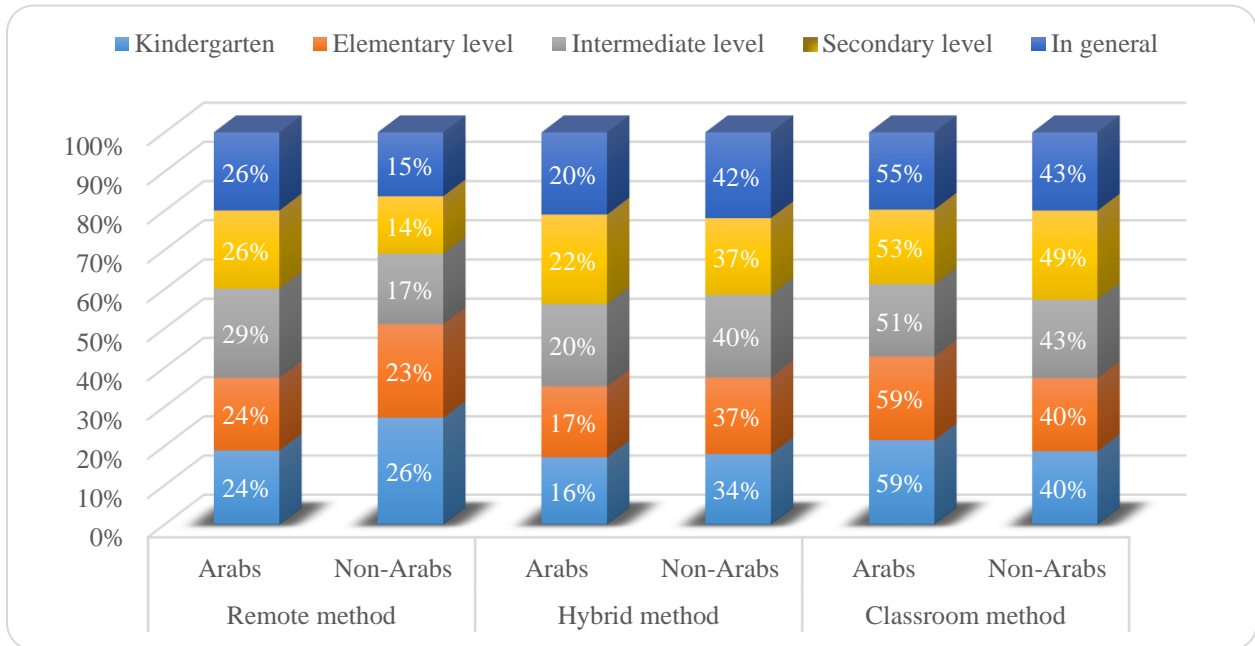
With respect to hybrid method of education, 30 percent of educators preferred it for kindergarten



and 39 percent of them preferred it for secondary level. The percentage of parents and educators who preferred remote method of education for all levels of schooling were almost identical.



In terms of nationality, 59 percent of the Arabs preferred classroom method of education for both kindergarten and elementary level of schooling, 51 percent of them preferred it for intermediate level, 53 percent for secondary level. Remote method was their second preferred option.

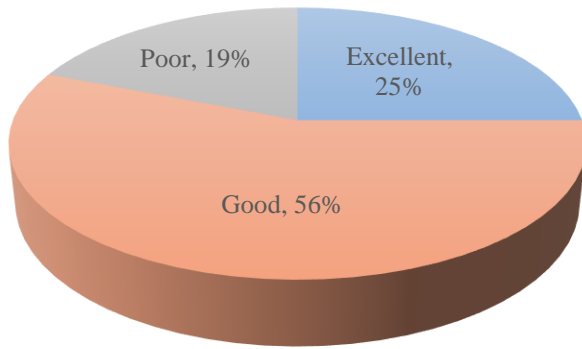


Non-Arabs preferred classroom method in the upcoming school year, with 40 percent of them preferring it for kindergarten and elementary levels, and 49 percent for secondary level. Their second preferred option was hybrid method of education.



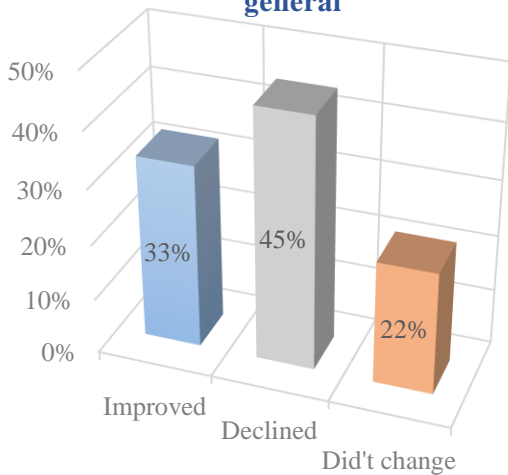
How do you rate last year's remote education experience?

Remote education in general



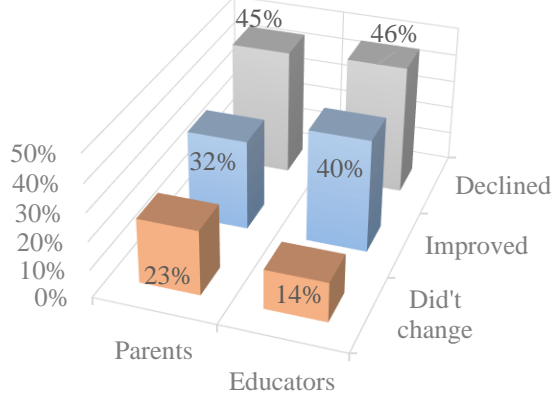
In their evaluation of last year's remote education experience, 56 percent of the respondents described it as good, and 25 percent said it was excellent.

Learning achievement of students in general



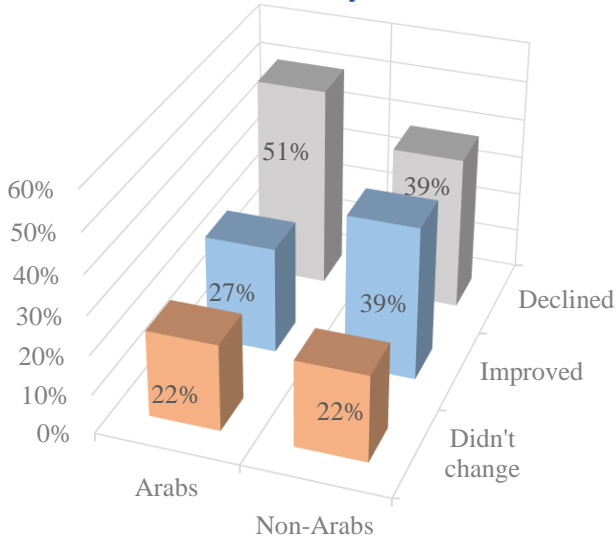
In rating last year's remote education experience in terms of learning achievement of students, 45 percent of the respondent said the learning achievement declined compared to previous years when education was in the classroom, while 33 percent said the learning achievement of students improved.

Learning achievement of students according to respondents



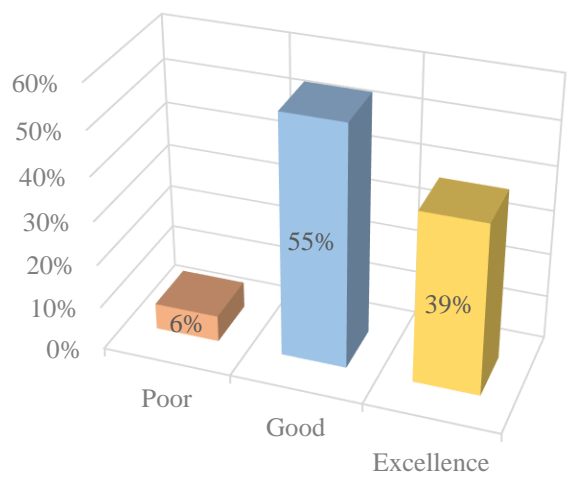
45 percent of parents of students and 46 percent of educators agreed that learning achievement of student declined, while 32 percent of parents and 40 percent of educators said the learning achievement improved.

Learning achievement of students according to nationality



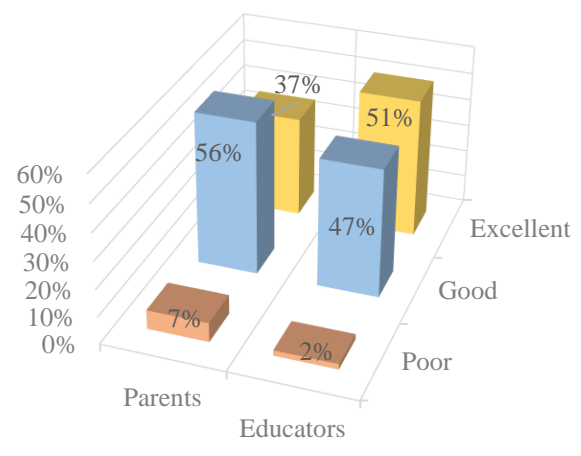
According to nationality, the results showed that 51 percent of the Arabs and 39 percent of the non-Arabs believed that the learning achievement of students declined.

Electronic platforms in general



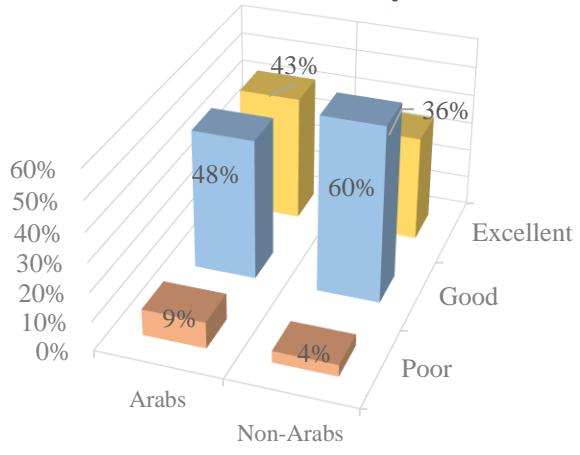
When asked to rate the electronic platforms provided by the school during last year’s remote education, 55 percent of the respondent said they were good, while 39 percent said they were excellent.

Electronic platforms according to respondents



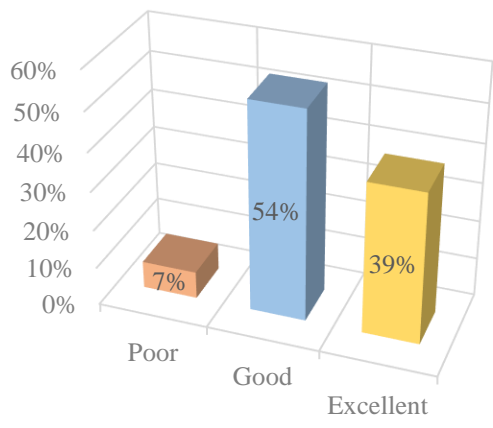
The results also showed that 51 percent of the educators the electronic platforms were excellent, whole 56 percent of the parents said they were good.

Electronic platforms according to nationality



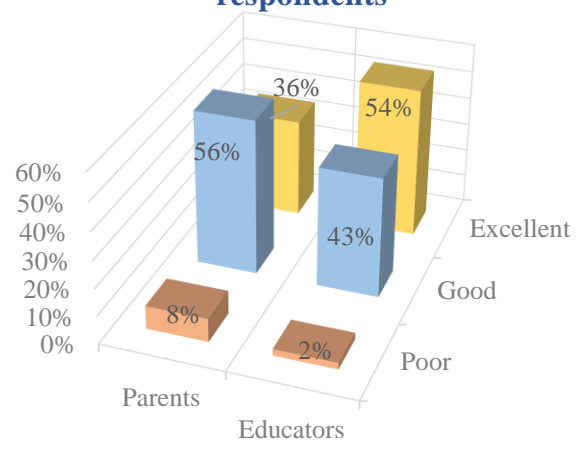
According to nationality, 60 percent of the non-Arabs and 48 percent of the Arabs said the electronic platforms provided by the school from students during the remote education were good.

Performance of teachers in general



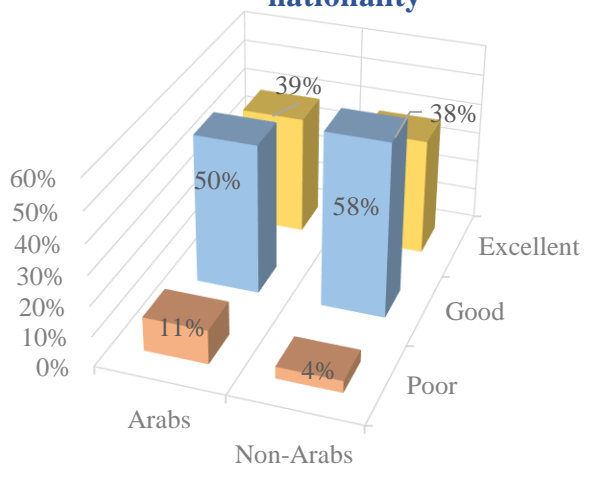
In terms of the performance of teachers during remote education, 54 percent of the respondents said the performance was good, while 39 percent said it was excellent.

Performance of teachers according to respondents



Moreover, the findings revealed that 56 percent of the parents rated the performance of teachers during remote education as good, while 54 percent of the educators rated it as excellent.

Performance of teachers according to nationality



According to the nationalities of the respondents, 50 percent of the Arabs and 58 percent of the non-Arabs said the performance of teachers during the remote education was good.